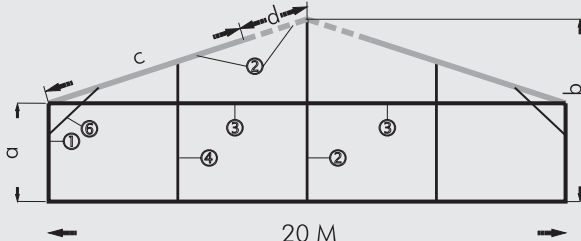


Measurements

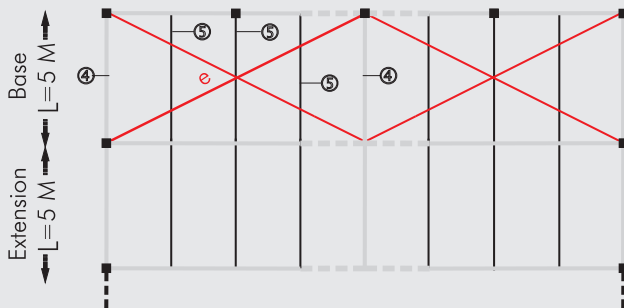
CROSS SECTION



Baseplates

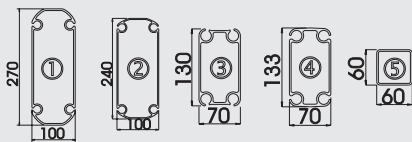
- a. Eave height 3.83m
- b. Ridge height 7.13m
- c. Length roofbeam 8.07m
- d. Length extension roofbeam 2.62m
- e. Windbracing Side: diameter 10mm  
Roof: diameter 10mm
- l. Bay distance 5m

TOP VIEW



Maximum 25m without windbracings

PARTS SPECIFICATION



- 1. Leg
- 2. Roofbeam and gable upright
- 3. Gable horizontal
- 4. Eave and ridge purlin and gable upright
- 5. Intermediate purlin
- 6. Eave bracing

## A Structure of the Highest Quality

The classical design which has a multitude of applications such as exhibitions, conferences, logistical solutions, corporate hospitality and product launches.

Our PVC is manufactured from the highest quality Serge Ferrari fabric and is available in:

- standard translucent - maximising light
- opaque to provide total black-out for presentations
- crystal when you want to optimise a view or feature

Structures can be fitted with an integral cassette flooring system and with a variety of wall finishes and entrances.

The structure is designed in accordance with the British BS6399, German DIN 4112, French CTS and Eurocode.

Weight (kg)

	Base	Extension + Windbracing	Extension
Frame	2182	807	748
Fabric	436	150	150
<b>Total</b>	<b>2618</b>	<b>957</b>	<b>898</b>

Longest Part 8070mm

Time

Assembly Time

Base: 02:00H with 7 skilled people  
Extensions: 01:00H with 7 skilled people

Dismantling Time

Base: 02:00H with 6 skilled people  
Extension: 01:00H with 6 skilled people

Extra Tools

For more information please contact us.