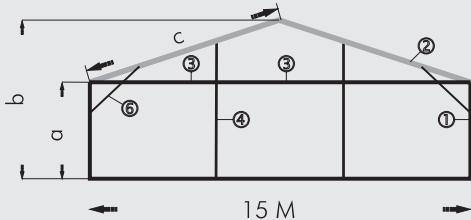


Measurements

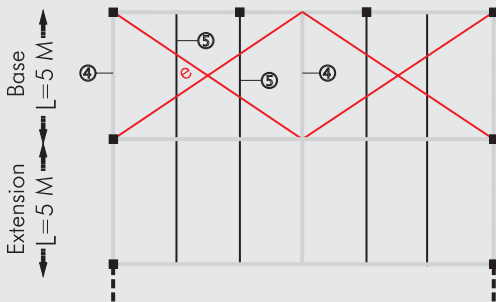
CROSS SECTION



- | | |
|--------------------|--|
| a. Eave height | 3.83m |
| b. Ridge height | 6.32m |
| c. Length roofbeam | 8.07m |
| e. Windbracing | Roof: diameter 10mm
Side: diameter 10mm |
| l. Bay distance | 5m |

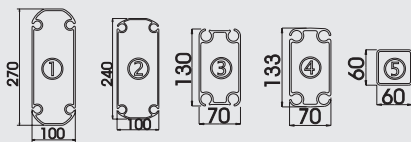
Baseplates

TOP VIEW



Maximum 25m without windbracings

PARTS SPECIFICATION



- | | |
|---------------------|--|
| 1. Leg | 4. Eave and ridge purlin and gable upright |
| 2. Roofbeam | 5. Intermediate purlin |
| 3. Gable horizontal | 6. Eave bracing |

A Structure of the Highest Quality

The classical design which has a multitude of applications such as exhibitions, conferences, logistical solutions, corporate hospitality and product launches.

Our PVC is manufactured from the highest quality Serge Ferrari fabric and is available in:

- standard translucent - maximising light
- opaque to provide total black-out for presentations
- crystal when you want to optimise a view or feature

Structures can be fitted with an integral cassette flooring system and with a variety of wall finishes and entrances.

The structure is designed in accordance with the British BS6399, German DIN 4112, French CTS and Eurocode.

Weight (kg)

	Base	Extension + Windbracing	Extension
Frame	1716	709	652
Fabric	322	127	127
Total	2038	836	779

Longest Part 8070mm

Time

Assembly Time

Base: 02:00H with 6 skilled people
Extensions: 01:00H with 6 skilled people

Dismantling Time

Base: 01:30H with 6 skilled people
Extension: 00:45H with 6 skilled people

Extra Tools For more information please contact us.