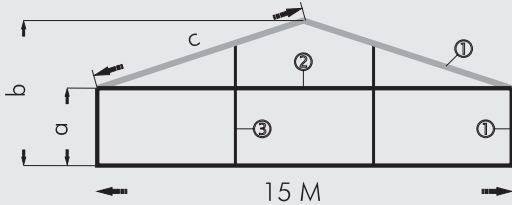


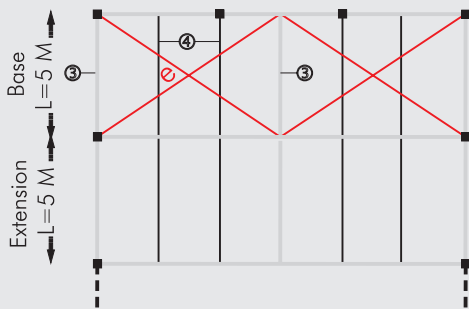
Measurements

CROSS SECTION



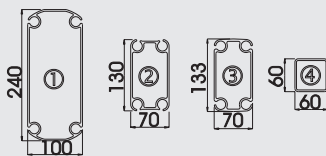
	Baseplates	Groundbeams
a. Eave height	2.88m	2.95m
b. Ridge height	5.38m	5.45m
c. Length roofbeam	8.07m	8.07m
e. Windbracing	Roof: diameter 10mm Side: diameter 10mm	
l. Bay distance	5m	

TOP VIEW



Maximum 25m without windbracings

PARTS SPECIFICATION



1. Leg and roofbeam
2. Gable horizontal
3. Gable upright, eave purlin
4. Intermediate purlin

A Structure of the Highest Quality

The classical design which has a multitude of applications such as exhibitions, conferences, logistical solutions, corporate hospitality and product launches.

Our PVC is manufactured from the highest quality Serge Ferrari fabric and is available in:

- standard translucent - maximising light
- opaque to provide total black-out for presentations
- crystal when you want to optimise a view or feature

Structures can be fitted with an integral cassette flooring system and with a variety of wall finishes and entrances.

The structure is designed in accordance with the British BS6399, German DIN 4112, French CTS and Eurocode.

Weight (kg)

	Base	Extension + Windbracing	Extension
Frame	1390	523	467
Fabric	286	118	118
Total	1676	641	585

Longest Part 8070mm

Time

Assembly Time

Base:	02:00H with 6 skilled people
Extensions:	01:00H with 6 skilled people

Dismantling Time

Base:	01:45H with 5 skilled people
Extension:	01:00H with 5 skilled people

Extra Tools For more information please contact us.